

■ Specification Table

Model		ENHL032-4	ENHL038-4	ENHL046-4
Name		Scissors lifter hand-operated aerial work platform		
● Work platform				
Max. load	kg	150		
Max. height above ground	mm (inch)	3,200 (126.0)	3,800 (149.6)	4,600 (181.1)
Min. height above ground	mm (inch)	540 (21.3)	540 (21.3)	620 (24.4)
Internal dimension	mm (inch)	1,200×655×950(47.2×25.8×37.4)	1,430×655×950(56.3×25.8×37.4)	1,430×655×950(56.3×25.8×37.4)
● Scissors lift				
Model		3-stage X-type with one end fixed	3-stage X-type with one end fixed	4-stage X-type with one end fixed
Lifting speed (up/down)	sec	13 / 23	16 / 27	22 / 33
● Power supply				
Input power supply	V	Single phase AC100	Single Phase AC100V	Single Phase AC100V
Battery Voltage	V	DC12	DC12	DC12
Battery Capacity (5Hr Rate)	Ah	65	65	65
Battery		Deep cycle battery ×1	Deep cycle battery x 1	Deep cycle battery x 1
● Lift body specification				
Dimension	mm (inch)	1,300×750×1,490(51.2×29.5×58.7)	1,530×750×1,490(60.2×29.5×58.7)	1,530×750×1,570(60.2×29.5×61.8)
Weight	kg	335	375	430

⚠ Important information about safety

- Follow the instructions in the manual and use the machine safely.
- This machine shall be operated and maintained under local laws and regulations.
- In order to prevent failures and accidents, be sure to perform daily inspections and regular inspections.
- This machine is intended for indoor use only. Do not use it outdoor.

- This catalog is current as of November 2017. Be aware that the specifications, appearance, and other details may be changed without notice.
- For reasons related to printing, the paint colors seen here may differ from the actual products.

AIRMAN is a registered trademark of AIRMAN CORPORATION.

AIRMAN CORPORATION

8th Floor Shinjuku San-Ei Bldg.
22-2 Nishi-Shinjuku 1-Chome, Shinjuku-ku, Tokyo 160-0023 Japan
Tel: 81-3348-7281 Fax: 81-3-3348-7289
E-mail: airman.oversea@airman.co.jp
http://www.airman.co.jp



AIRMAN ASIA SDN. BHD.

Suite A-8-2, level 8, Block A, Sky Park @ One City,
Jalan USJ 25/1, 47650 Subang Jaya, Selangor, Malaysia
Tel: 60-3-5036-7228 Fax: 60-3-5036-7226
E-mail: sales@airman-asia.com

HOKUETSU INDUSTRIES EUROPE B.V.

Aalsmeerderdijk 156, 1438 AX Oude Meer, The Netherlands
Tel: 31-20-6462636 Fax: 31-20-6462191
E-mail: info@hokuetsu.nl


AIRMAN USA CORPORATION

7633 Adairsville Hwy Adairsville, GA 30103
Tel: 1-770-769-4241 Fax: 1-770-769-4335



Scissors Lifter
Hand Push Aerial Work Platform
ENHL Series

Work Platform max lift height 3.2m/3.8m/4.6m



MOVE EASILY BY ONE PERSON

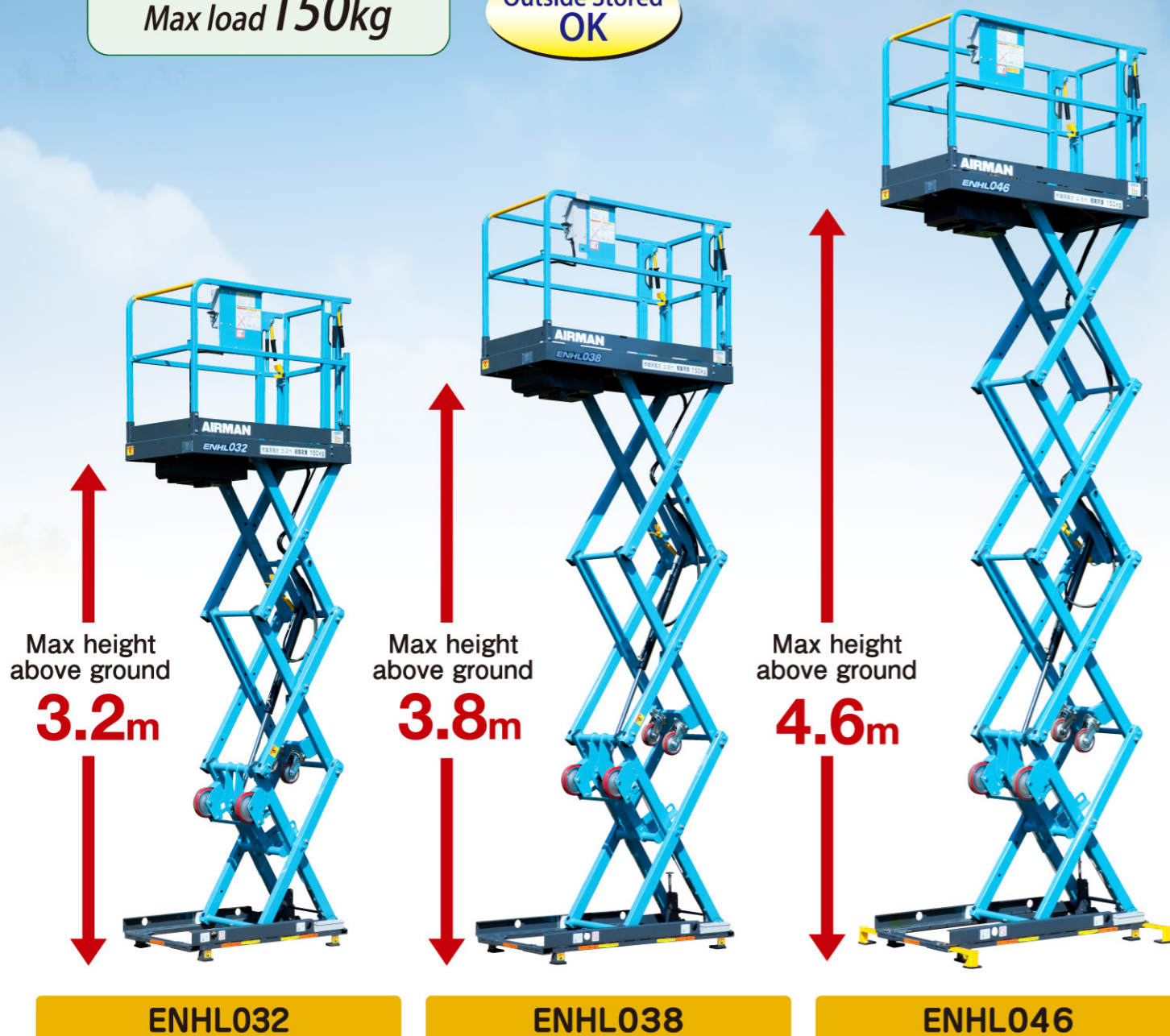
EASY RIDE ON AND OFF ON THE FLOOR

Moving by manpower, Elevating by electrical power, New hand-push aerial platform has released. It is active in various scenes such as product delivery, lighting change, POP pasting at shopping center, apartment interior construction, instruments wiring at the plant.

It is lightweight and compact design so it is possible to pass the door and load it on an elevator.

Max load **150kg**

Outside Stored **OK**



ENHL032




ENHL038



ENHL046

NEW Adopt "hand brake"

We changed the brake structure from the pedal to the hand type. If you release your hands from the steering wheel, the brake is worked automatically.




locked

unlocked

The underground frame is automatically grounded

Four points of the frame are automatically grounded during work (ascending), so combined with the scissor structure makes stable outstandingly.



when moving

when working

Easy to get on and off with low floor

By installing the hydraulic package, the battery under the work floor, despite the scissor type, it achieves a low floor of only 54 cm, and it is possible to get on and off in one step easily. (Rakunori-kun 4.6 is 62 cm)



Walk-through deck

Adopted a walk-through deck for work effectiveness, you can get on and off both from the front and back.



Loading and moving


■ When loading to the truck
Adopt the center hanging hook



■ Move by forklift
Set the insertion position of the fork below the frame

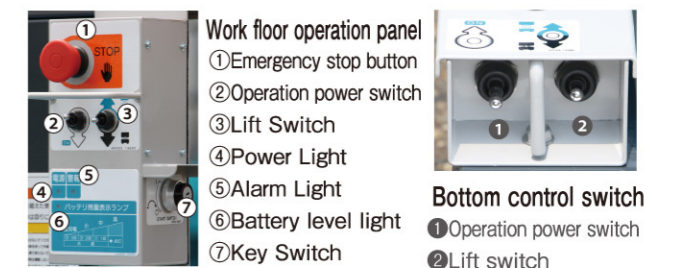


ENHL 046 has adopted outrigger as a standard.



*In case of Rakunori-kun 3.2/3.8, it is OPTION for that.

Control panel



Work floor operation panel
①Emergency stop button
②Operation power switch
③Lift Switch
④Power Light
⑤Alarm Light
⑥Battery level light
⑦Key Switch



Bottom control switch
①Operation power switch
②Lift switch

Safety device

It has adopted a safety device which is equipped with aerial work platforms. A body inclination angle warning device that regulates the ascent on the sloping ground is standard equipment.

- A steepest descent prevention device
- Vehicle tilt regulation devices
- Overload limiter (hydraulic relief type)
- Emergency stop device (emergency stop button)
- Emergency descent device
- Elevation warning device
- Power double safety device
- Switch guard